

# Indicative Wholesale Charges Scheme 2023/2024

Published October 2022



YorkshireWater

1

2

# Navigating this document

## Contents page

The contents page links out to every section within this document. Clicking on a specific section will instantly take you to it.

- 1 Click on the contents button to return to the contents page.
- 2 The back button returns you to the last page you visited.
- 3 This button takes you to the previous page.
- 4 This button takes you to the next page.

3

There are also many other clickable links within this document which we've made easy to spot by underlining and **highlighting** them in blue. If you click on one of these links, but then wish to navigate back to the page you were viewing previously, simply click the 'Back' button at the top of the page.

4

# Contents

This report is set out into colour-coded sections to help you navigate the report easily. Click on the section you are interested in on the contents page and it will navigate you to that section.

The report is structured as follows:

|          |   |           |
|----------|---|-----------|
| <b>1</b> | <b>Board Assurance Statement</b>                            | <b>04</b> |
| <b>2</b> | <b>Non-household stakeholder contact information</b>        | <b>07</b> |
| <b>3</b> | <b>About this document</b>                                  | <b>09</b> |
| <b>4</b> | <b>Non-household indicative wholesale charges 2023/2024</b> | <b>11</b> |
|          | Water charges – Yorkshire Water                             | 12        |
|          | Water charges – York Waterworks                             | 13        |
|          | Sewerage charges  | 14        |
|          | Surface water charges                                       | 16        |
|          | Trade effluent charges                                      | 17        |
|          | Ofwat PR14 Template   | 18        |
| <b>5</b> | <b>Household indicative wholesale charges 2023/2024</b>     | <b>25</b> |
|          | Water – Yorkshire Water                                     | 26        |
|          | Water – York Waterworks                                     | 27        |
|          | Sewerage  | 28        |

# 1. Board Assurance Statement

# 2023/2024 Indicative Wholesale Charges Board Assurance Statement

**In making this assurance statement, the Board has considered the requirements set out by Ofwat in its Wholesale Charging Rules, published in October 2021, and confirms that, to the best of its knowledge, having made all due inquiries and based on sources of evidence, that:**

- a) the company complies with its legal obligations relating to the indicative Wholesale Charges it has published;
- b) the Board has assessed the effects of the new charges on water supply and sewerage licensees (as a whole or in groups) who are retailing wholesale services and on customers occupying Eligible Premises (as a whole or in groups) and approves the impact assessments and handling strategies developed in instances where bill increases for licensees (as a whole or in groups) who are retailing wholesale services and on customers occupying Eligible Premises (as a whole or in groups) exceed 5%;
- c) the company has appropriate systems and processes in place (including up-to-date models and data) to make sure that the information published about its indicative Wholesale Charges is accurate;
- d) the company has consulted with relevant stakeholders in a timely and effective manner on its indicative Wholesale Charges;

The Board would like to highlight that whilst we have not made any significant changes to methodology or introduced any new tariffs, we have seen an increase in our bill assessment impact of between 6.6% to 8.5%.

The increase in our bill impact assessment is linked to the current high forecasts of November CPIH, which is currently at 8.7%, and to impacts on our underlying forecasts of customers and consumption relating to the ongoing economic climate.

We have set our indicative Wholesale Charges using a reasonable expectation of the allowed revenues that we will receive using the information as published within our 2021/2022 Annual Performance Report (APR), which may change following the outcome of Ofwat's in-period determination process.

After taking the considerations noted above, we anticipate that the final Wholesale Charges will differ by more than an indexation variance to the indicative Wholesale Charges. As per the Wholesale Charging guidance we will publish the explanation of movements within the Board Assurance Statement, which will accompany the Final Wholesale Charges.

## 2023/2024 Indicative Wholesale Charges Board Assurance Statement

### Signed by Yorkshire Water Services Limited Board of Directors

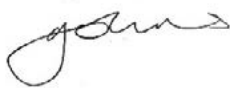
The Board owns and is accountable for the development of the indicative Wholesale Charges document. The indicative Wholesale Charges document and this supporting assurance statement was approved collectively by the Board in October 2022.



**Vanda Murray**  
Independent Chair



**Nicola Shaw**  
Chief Executive




**Chris Johns**  
Chief Finance Officer



**Raymond O'Toole**  
Non-Executive Director



**Andrew Merrick**  
Independent Non-Executive Director



**Julia Unwin**  
Independent Non-Executive Director



**Andrew Wyllie**  
Independent Non-Executive Director



**Andrew Dench**  
Non-Executive Director




**Scott Auty**  
Non-Executive Director



**Russ Houlden**  
Non-Executive Director

# 2. Non-household stakeholder contact information



# Non-household stakeholder contact information

## Existing and potential Water Supply and Sewerage Licensee (WSSL):

Please contact us with any queries  
or feedback you may have.

### Wholesale Service Desk:

Please call on **0344 9020228**

Email: [wholesaleservicedesk@yorkshirewater.co.uk](mailto:wholesaleservicedesk@yorkshirewater.co.uk)

### Non-household customers:

Please contact your Retailer directly

### Yorkshire Water main offices:

Head Office and Registered Office:

**Western House,  
Western Way,  
Halifax Road,  
Bradford, BD6 2SZ**

**Tel: (01274) 691111**





# 3. About this Document



# Indicative wholesale charges 2023/2024

## About this document

**This document sets out a summary of the indicative primary Wholesale Charges for 2023/2024 of Yorkshire Water Services Limited (Yorkshire Water), made in line with the Wholesale Charging Rules issued by Ofwat under sections 66E and 117I of the Water Industry Act 1991.**

The Board would like to highlight that whilst we have not made any significant changes to methodology or introduced any new tariffs, we have seen an increase in our bill assessment impact of between 6.6% to 8.5%.

The increase in our bill impact assessment is linked to the current high forecasts of November CPIH, which is currently at 8.7%, and to impacts on our underlying forecasts of customers and consumption relating to the ongoing economic climate.

We have set our indicative Wholesale Charges using a reasonable expectation of the allowed revenues that we will receive using the information as published within our 2021/2022 Annual Performance Report (APR), which may change following the outcome of Ofwat's in-period determination process.

After taking the considerations noted above, we anticipate that the final Wholesale Charges will differ by more than an indexation variance to the indicative Wholesale Charges. As per the Wholesale Charging guidance we will publish the explanation of movements within the Board Assurance Statement, which will accompany the Final Wholesale Charges.

The indicative Wholesale Charges scheme is to be used in conjunction with the codes: [mosl.co.uk/market-codes](https://mosl.co.uk/market-codes)

Please refer to the 'Wholesale Charges 2022/2023' for interpretations, terms and conditions. [yorkshirewater.com/business/wholesale-charges](https://yorkshirewater.com/business/wholesale-charges)

This document contains our signed Board Assurance Statement. The Board Assurance Statement was signed following our assurance of the process in calculating the Charges.

- a. All Charges contained within this document are subject to the addition of any VAT chargeable per the Wholesale Retail Code.
- b. Final Wholesale Charges 2023/2024 will be published in January 2023.

# 4. Non-household indicative wholesale charges 2023/2024



## Non-household indicative wholesale charges 2023/2024

Yorkshire Water indicative water charges (excluding York Waterworks).

| Description  | Units            | 2023/2024<br>Indicative<br>wholesale<br>non-household<br>charges | CMOS<br>Tariff code | CMOS<br>Tariff name               | CMOS<br>Tariff report<br>name    |
|--|------------------|--|---------------------|-----------------------------------|----------------------------------|
| <b>Unmeasured non-household</b>                                    |                  |  |                     |                                   |                                  |
| Rateable value charge  | p/£RV            | 180.95   | UWVYWS              | Unmeasured Water                  | UWRVPoundage                     |
| Fixed charge<br>(low consumption)                                  | £                | 47.38  | UWVYWS              | Unmeasured Water                  | UWFixedCharge                    |
| <b>Assessed non-household</b>                                      |                  |  |                     |                                   |                                  |
| Fixed charge<br>(low consumption)                                  | £                | 47.38  | AWIYWS              | Assessed Water                    | AWBandCharge<br>Band 1           |
| Assessed – Small<br>(145m <sup>3</sup> )                           | £ per<br>annum   | 229.02   | AWIYWS              | Assessed Water                    | AWBandCharge<br>Band 2           |
| Assessed – Medium<br>(255m <sup>3</sup> )                          | £ per<br>annum   | 402.76   | AWIYWS              | Assessed Water                    | AWBandCharge<br>Band 3           |
| Assessed – Large<br>(550m <sup>3</sup> )                           | £ per<br>annum   | 868.70   | AWIYWS              | Assessed Water                    | AWBandCharge<br>Band 4           |
| Assessed – Extra large<br>(1000m <sup>3</sup> )                    | £ per<br>annum   | 1,579.45   | AWIYWS              | Assessed Water                    | AWBandCharge<br>Band 5           |
| <b>Measured non-household</b>                                      |                  |  |                     |                                   |                                  |
| <b>Volumetric charge less than 50 thousand cubic metres</b>        |                  |  |                     |                                   |                                  |
| Standard tariff 0-5<br>thousand cubic metres<br>per annum          | p/m <sup>3</sup> | 157.95   | MWIYWS              | Measured Water                    | Metered<br>Volumetric<br>Charges |
| Standard tariff<br>5-50 thousand cubic<br>metres per annum         | p/m <sup>3</sup> | 157.95   | MWIYWS              | Measured Water                    | Metered<br>Volumetric<br>Charges |
| <b>Volumetric charge more than 50 thousand cubic metres</b>        |                  |  |                     |                                   |                                  |
| Banded tariff: <50<br>thousand cubic metres<br>per annum           | p/m <sup>3</sup> | 157.95   | FWIYWS              | Measured Water<br>Falling Block 1 | Metered<br>Volumetric<br>Charges |
| Banded tariff:<br>>50 to 250 thousand<br>cubic metres per<br>annum | p/m <sup>3</sup> | 100.86   | FW2YWS              | Measured Water<br>Falling Block 2 | Metered<br>Volumetric<br>Charges |
| Banded tariff: >250<br>thousand cubic metres<br>per annum          | p/m <sup>3</sup> | 85.13  | FW3YWS              | Measured Water<br>Falling Block 3 | Metered<br>Volumetric<br>Charges |

## York Waterworks indicative water charges.

| Description   | Units            | 2023/2024 Indicative wholesale non-household charges | CMOS Tariff code | CMOS Tariff name                      | CMOS Tariff report name    |
|---|------------------|--|------------------|---------------------------------------|----------------------------|
| <b>Unmeasured non-household</b>                             |                  |  |                  |                                       |                            |
| Rateable value charge                                       | p/£RV            | 104.57   | UWVYOR           | Unmeasured Water (York)               | UWRVPoundage               |
| Fixed charge (low consumption)                              | £                | 26.26  | UWFYOR           | Unmeasured Water (York)               | UWFixedCharge              |
| <b>Assessed non-household</b>                               |                  |  |                  |                                       |                            |
| Fixed charge (low consumption)                              | £                | 26.26  | AWIYOR           | Assessed Water (York)                 | AWBandCharge Band 1        |
| Assessed – Small (145m <sup>3</sup> )                       | £ per annum      | 126.90   | AWIYOR           | Assessed Water (York)                 | AWBandCharge Band 2        |
| Assessed – Medium (255m <sup>3</sup> )                      | £ per annum      | 223.17   | AWIYOR           | Assessed Water (York)                 | AWBandCharge Band 3        |
| Assessed – Large (550m <sup>3</sup> )                       | £ per annum      | 481.34   | AWIYOR           | Assessed Water (York)                 | AWBandCharge Band 4        |
| Assessed – Extra Large (1,000m <sup>3</sup> )               | £ per annum      | 875.17   | AWIYOR           | Assessed Water (York)                 | AWBandCharge Band 5        |
| <b>Measured non-household</b>                               |                  |  |                  |                                       |                            |
| <b>Volumetric charge less than 50 thousand cubic metres</b> |                  |  |                  |                                       |                            |
| Standard tariff 0–5 thousand cubic metres per annum         | p/m <sup>3</sup> | 87.52  | MWIYOR           | Measured Water (York)                 | Metered Volumetric Charges |
| Standard tariff 5–50 thousand cubic metres per annum        | p/m <sup>3</sup> | 87.52  | MWIYOR           | Measured Water (York)                 | Metered Volumetric Charges |
| <b>Volumetric charge more than 50 thousand cubic metres</b> |                  |  |                  |                                       |                            |
| Banded tariff: <50 thousand cubic metres per annum          | p/m <sup>3</sup> | 87.52  | FWIYOR           | Measured Water (York) Falling Block 1 | Metered Volumetric Charges |
| Banded tariff: >50 to 250 thousand cubic metres per annum   | p/m <sup>3</sup> | 76.88  | FW2YOR           | Measured Water (York) Falling Block 2 | Metered Volumetric Charges |
| Banded tariff: >250 thousand cubic metres per annum         | p/m <sup>3</sup> | 76.88  | FW3YOR           | Measured Water (York) Falling Block 3 | Metered Volumetric Charges |

**Yorkshire Water unmeasured indicative sewerage charges.**

| Description   | Units       | 2023/2024 Indicative wholesale non-household charges | CMOS Tariff code | CMOS Tariff name    | CMOS Tariff report name |
|---|-------------|--|------------------|---------------------|-------------------------|
| <b>Unmeasured non-household</b>                             |             |  |                  |                     |                         |
| Rateable value charge – Foul charge                         | p/£RV       | 186.10   | N/A              | N/A                 | N/A                     |
| Rateable value charge – HWD charge                          | p/£RV       | 18.63  | N/A              | N/A                 | N/A                     |
| Rateable value charge – Total                               | p/£RV       | 204.73   | USVYWS           | Unmeasured Sewerage | USRVPoundage            |
| Fixed charge (low consumption)                              | £           | 53.58  | USFYWS           | Unmeasured Sewerage | USFixed Charge          |
| <b>Assessed non-household</b>                               |             |  |                  |                     |                         |
| Fixed charge (low consumption)                              | £           | 53.58  | ASIYWS           | Assessed Sewerage   | ASBandCharge Band 1     |
| Assessed – Small (145m <sup>3</sup> ) – Foul charge         | £ per annum | 235.42   | N/A              | N/A                 | N/A                     |
| Assessed – Small (145m <sup>3</sup> ) – HWD charge          | £ per annum | 23.57  | N/A              | N/A                 | N/A                     |
| Assessed – Small (145m <sup>3</sup> ) – Total               | £ per annum | 258.99   | ASIYWS           | Assessed Sewerage   | ASBandCharge Band 2     |
| Assessed – Medium (255m <sup>3</sup> ) – Foul charge        | £ per annum | 414.01   | N/A              | N/A                 | N/A                     |
| Assessed – Medium (255m <sup>3</sup> ) – HWD charge         | £ per annum | 41.45  | N/A              | N/A                 | N/A                     |
| Assessed – Medium (255m <sup>3</sup> ) – Total              | £ per annum | 455.46   | ASIYWS           | Assessed Sewerage   | ASBandCharge Band 3     |
| Assessed – Large (550m <sup>3</sup> ) – Foul charge         | £ per annum | 892.96   | N/A              | N/A                 | N/A                     |
| Assessed – Large (550m <sup>3</sup> ) – HWD charge          | £ per annum | 89.40  | N/A              | N/A                 | N/A                     |
| Assessed – Large (550m <sup>3</sup> ) – Total               | £ per annum | 982.36   | ASIYWS           | Assessed Sewerage   | ASBandCharge Band 4     |
| Assessed – Extra large (1,000m <sup>3</sup> ) – Foul charge | £ per annum | 1,623.58   | N/A              | N/A                 | N/A                     |
| Assessed – Extra large (1,000m <sup>3</sup> ) – HWD charge  | £ per annum | 162.54   | N/A              | N/A                 | N/A                     |
| Assessed – Extra Large (1,000m <sup>3</sup> ) – Total       | £ per annum | 1,786.12   | ASIYWS           | Assessed Sewerage   | ASBandCharge Band 5     |

### Yorkshire Water measured indicative sewerage charges.

| Description   | Units            | 2023/2024<br>Indicative<br>wholesale<br>non-household<br>charges | CMOS<br>Tariff code | CMOS<br>Tariff name                     | CMOS<br>Tariff report<br>name    |
|---|------------------|--|---------------------|---|----------------------------------|
| <b>Measured non-household</b>   |                  |  |                     |   |                                  |
| <b>Volumetric charge less than 50 thousand cubic metres</b>                 |                  |  |                     |   |                                  |
| Standard tariff<br>0-5 thousand cubic<br>metres per annum –<br>Foul charge  | p/m <sup>3</sup> | 170.90   | N/A                 | N/A                                     | N/A                              |
| Standard tariff<br>0-5 thousand cubic<br>metres per annum –<br>HWD charge   | p/m <sup>3</sup> | 17.11  | N/A                 | N/A                                     | N/A                              |
| Standard tariff<br>0-5 thousand cubic<br>metres per annum – Total           | p/m <sup>3</sup> | 188.01   | MS1YWS              | Measured<br>Sewerage                    | Metered<br>Volumetric<br>Charges |
| Standard tariff<br>5-50 thousand cubic<br>metres per annum –<br>Foul charge | p/m <sup>3</sup> | 170.90   | N/A                 | N/A                                     | N/A                              |
| Standard tariff<br>5-50 thousand cubic<br>metres per annum –<br>HWD charge  | p/m <sup>3</sup> | 17.11  | N/A                 | N/A                                     | N/A                              |
| Standard tariff<br>5-50 thousand cubic<br>metres per annum –<br>Total       | p/m <sup>3</sup> | 188.01   | MS1YWS              | Measured<br>Sewerage                    | Metered<br>Volumetric<br>Charges |
| <b>Volumetric charge more than 50 thousand cubic metres</b>                 |                  |  |                     |   |                                  |
| Banded tariff:<br><50 thousand cubic<br>metres per annum                    | p/m <sup>3</sup> | 188.01   | FS1YWS              | Measured<br>Sewerage<br>Falling Block 1 | Metered<br>Volumetric<br>Charges |
| Banded tariff:<br>>50 to 250 cubic<br>metres per annum                      | p/m <sup>3</sup> | 151.97   | FS2YWS              | Measured<br>Sewerage<br>Falling Block 2 | Metered<br>Volumetric<br>Charges |
| Banded tariff:<br>>250 cubic metres<br>per annum                            | p/m <sup>3</sup> | 138.71   | FS3YWS              | Measured<br>Sewerage<br>Falling Block 3 | Metered<br>Volumetric<br>Charges |

**Yorkshire Water indicative surface water charges.**

| <b>Description</b>   | <b>Units</b> | <b>2023/2024 Indicative wholesale non-household charges</b> | <b>CMOS Tariff code</b> | <b>CMOS Tariff name</b> | <b>CMOS Tariff report name</b> |
|--|--------------|---|-------------------------|-------------------------|--------------------------------|
| Surface Water Drainage: Band – A – Up to 500m <sup>2</sup>     | £            | 54.67   | SSIWWS                  | Surface Water Drainage  | SWBandCharge Band 1            |
| Surface Water Drainage: Band – B – Up to 750m <sup>2</sup>     | £            | 109.36  | SSIWWS                  | Surface Water Drainage  | SWBandCharge Band 2            |
| Surface Water Drainage: Band – C – Up to 1,000m <sup>2</sup>   | £            | 164.04  | SSIWWS                  | Surface Water Drainage  | SWBandCharge Band 3            |
| Surface Water Drainage: Band – D – Up to 2,000m <sup>2</sup>   | £            | 218.72  | SSIWWS                  | Surface Water Drainage  | SWBandCharge Band 4            |
| Surface Water Drainage: Band – E – Up to 15,000m <sup>2</sup>  | £            | 437.44  | SSIWWS                  | Surface Water Drainage  | SWBandCharge Band 5            |
| Surface Water Drainage: Band – F – Up to 35,000m <sup>2</sup>  | £            | 3,280.79  | SSIWWS                  | Surface Water Drainage  | SWBandCharge Band 6            |
| Surface Water Drainage: Band – G – Up to 150,000m <sup>2</sup> | £            | 7,655.18  | SSIWWS                  | Surface Water Drainage  | SWBandCharge Band 7            |
| Surface Water Drainage: Band – H – Over 150,000m <sup>2</sup>  | £            | 32,807.93   | SSIWWS                  | Surface Water Drainage  | SWBandCharge Band 8            |



**Yorkshire Water indicative trade effluent charges.**

| Description  | Units            | 2023/2024<br>Indicative<br>wholesale non-<br>household<br>charges | CMOS<br>Tariff code                        | CMOS<br>Tariff name               | CMOS<br>Tariff report<br>name |
|--|------------------|---|--|-----------------------------------|-------------------------------|
| Standard tariff<br><5 thousand cubic<br>metres per annum           | p/m <sup>3</sup> | 55.58   | TEIYWS /<br>TFIYWS /<br>TF2YWS /<br>TF3YWS | Trade Effluent                    | Labelled as RoBT              |
| Standard tariff<br>>50 thousand cubic<br>metres per annum          | p/m <sup>3</sup> | 55.58   | TEIYWS /<br>TFIYWS /<br>TF2YWS /<br>TF3YWS | Trade Effluent                    | Labelled as RoBT              |
| Banded tariff:<br><50 thousand cubic<br>metres per annum           | p/m <sup>3</sup> | 55.58   | TFIYWS                                     | Trade Effluent<br>Falling Block 1 | Labelled as RoBT              |
| Banded tariff:<br>>50 to 250 thousand<br>cubic metres per<br>annum | p/m <sup>3</sup> | 31.37   | TF2YWS                                     | Trade Effluent<br>Falling Block 2 | Labelled as RoBT              |
| Banded tariff:<br>>250 thousand cubic<br>metres per annum          | p/m <sup>3</sup> | 20.95   | TF3YWS                                     | Trade Effluent<br>Falling Block 3 | Labelled as RoBT              |
| V – Preliminary<br>treatment charge                                | p/m <sup>3</sup> | 54.96   | TEIYWS /<br>TFIYWS /<br>TF2YWS /<br>TF3YWS | Trade Effluent                    | Labelled as Vo                |
| B – Biological<br>treatment  | p/m <sup>3</sup> | 49.84   | TEIYWS /<br>TFIYWS /<br>TF2YWS /<br>TF3YWS | Trade Effluent                    | Labelled as BoBt              |
| S – Sludge disposal<br>charge                                      | p/m <sup>3</sup> | 32.93   | TEIYWS /<br>TFIYWS /<br>TF2YWS /<br>TF3YWS | Trade Effluent                    | Labelled as So                |
| Minimum charge<br>(Annual)   | £ per<br>annum   | 528.45  | TEIYWS /<br>TFIYWS /<br>TF2YWS /<br>TF3YWS | Trade Effluent                    | TEMinCharge                   |
| Os – Biological<br>strength<br>of combined sewage                  | mg/litre<br>COD  | 840   | TEIYWS /<br>TFIYWS /<br>TF2YWS /<br>TF3YWS | Trade Effluent                    | Labelled as Os                |
| Ss – Sludge strength<br>of combined sewage                         | mg/litre<br>StS  | 335   | TEIYWS /<br>TFIYWS /<br>TF2YWS /<br>TF3YWS | Trade Effluent                    | Labelled as Ss                |

Mogden Formula – please ensure you use the correct unit rate.

$$\text{Unit Charge} = R + V + \frac{(Ot)}{(Os)} B + \frac{(St)}{(Ss)} S$$

## Ofwat PR14 template 2023/2024

This section contains standard Ofwat tables.

### Schedule for measured wholesale water supply. Indicative standard charges for Yorkshire Water.

| Volumetric charges per m <sup>3</sup> – falling block tariff (forecast volume shown vertically) | Rate of individual falling blocks shown horizontally |         |          |           |           |             |              |
|---|--|---------|----------|-----------|-----------|-------------|--------------|
|   | 0-20MI   | 20-50MI | 50-100MI | 100-150MI | 150-250MI | 250-3,000MI | Over 3,000MI |
| <20MI   | 1.5795   | 1.5795  | 1.0086   | 1.0086    | 1.0086    | 0.8513      | 0.8513       |
| 20-50MI   | 1.5795   | 1.5795  | 1.0086   | 1.0086    | 1.0086    | 0.8513      | 0.8513       |
| 50-100MI  | 1.5795   | 1.5795  | 1.0086   | 1.0086    | 1.0086    | 0.8513      | 0.8513       |
| 100-150MI   | 1.5795   | 1.5795  | 1.0086   | 1.0086    | 1.0086    | 0.8513      | 0.8513       |
| 150-180MI   | 1.5795   | 1.5795  | 1.0086   | 1.0086    | 1.0086    | 0.8513      | 0.8513       |
| 180-250MI   | 1.5795   | 1.5795  | 1.0086   | 1.0086    | 1.0086    | 0.8513      | 0.8513       |
| 250-750MI   | 1.5795   | 1.5795  | 1.0086   | 1.0086    | 1.0086    | 0.8513      | 0.8513       |
| 750-3,000MI   | 1.5795   | 1.5795  | 1.0086   | 1.0086    | 1.0086    | 0.8513      | 0.8513       |
| 3,000MI and above   | 1.5795   | 1.5795  | 1.0086   | 1.0086    | 1.0086    | 0.8513      | 0.8513       |

## Schedule for measured wholesale water supply. Indicative standard charges for York Waterworks.

| Volumetric charges per m <sup>3</sup> – falling block tariff (forecast volume shown vertically) | Rate of individual falling blocks shown horizontally |         |          |           |           |             |              |
|---|--|---------|----------|-----------|-----------|-------------|--------------|
|   | 0-20MI   | 20-50MI | 50-100MI | 100-150MI | 150-250MI | 250-3,000MI | Over 3,000MI |
| <20MI   | 0.8752   | 0.8752  | 0.7688   | 0.7688    | 0.7688    | 0.7688      | 0.7688       |
| 20-50MI   | 0.8752   | 0.8752  | 0.7688   | 0.7688    | 0.7688    | 0.7688      | 0.7688       |
| 50-100MI  | 0.8752   | 0.8752  | 0.7688   | 0.7688    | 0.7688    | 0.7688      | 0.7688       |
| 100-150MI   | 0.8752   | 0.8752  | 0.7688   | 0.7688    | 0.7688    | 0.7688      | 0.7688       |
| 150-180MI   | 0.8752   | 0.8752  | 0.7688   | 0.7688    | 0.7688    | 0.7688      | 0.7688       |
| 180-250MI   | 0.8752   | 0.8752  | 0.7688   | 0.7688    | 0.7688    | 0.7688      | 0.7688       |
| 250-750MI   | 0.8752   | 0.8752  | 0.7688   | 0.7688    | 0.7688    | 0.7688      | 0.7688       |
| 750-3,000MI   | 0.8752   | 0.8752  | 0.7688   | 0.7688    | 0.7688    | 0.7688      | 0.7688       |
| over 3,000MI  | 0.8752   | 0.8752  | 0.7688   | 0.7688    | 0.7688    | 0.7688      | 0.7688       |

## Schedule for unmeasured indicative wholesale water supply. Indicative standard charges for Yorkshire Water.

### Unmeasured water

| <b>Standing / fixed charge</b>                | <b>£ per annum</b> |
|---|--------------------|
| Assessed – Small (145m <sup>3</sup> )         | 229.02             |
| Assessed – Medium (255m <sup>3</sup> )        | 402.76             |
| Assessed – Large (550m <sup>3</sup> )         | 868.70             |
| Assessed – Extra Large (1,000m <sup>3</sup> ) | 1,579.45           |
| Assessed – Fixed Charge                       | 47.38              |
| <b>Variable</b>                               | <b>£ per unit</b>  |
| RV < £1,001                                   | 1.8095             |
| RV £1,001 – £5,000                            | 1.8095             |
| RV £5,001 – £50,000                           | 1.8095             |
| RV >£50,000                                   | 1.8095             |
| <b>Other</b>                                  | <b>£ per annum</b> |
| Single lock-up garage                         | 47.38              |

## Schedule for unmeasured indicative wholesale water supply. Indicative standard charges for York Waterworks.

### Unmeasured water

| <b>Standing / fixed charge</b>                | <b>£ per annum</b> |
|---|--------------------|
| Assessed – Small (145m <sup>3</sup> )         | 126.90             |
| Assessed – Medium (255m <sup>3</sup> )        | 223.17             |
| Assessed – Large (550m <sup>3</sup> )         | 481.34             |
| Assessed – Extra Large (1,000m <sup>3</sup> ) | 875.17             |
| <b>Variable</b>                               | <b>£ per unit</b>  |
| RV < £1,001                                   | 1.0457             |
| RV £1,001 – £5,000                            | 1.0457             |
| RV £5,001 – £50,000                           | 1.0457             |
| RV >£50,000                                   | 1.0457             |
| <b>Other</b>                                  | <b>£ per annum</b> |
| Single lock-up garage                         | 26.26              |

## Schedule for measured indicative wholesale sewerage.

### Area-based charges (£ p.a.)

| Fixed charge                    | Indicative surface water drainage only | Highway drainage only | Surface water and highway drainage |
|---------------------------------|--|-----------------------|------------------------------------|
| 0-20m <sup>2</sup>              | 54.67                                  | N/A                   | N/A                                |
| 21-99m <sup>2</sup>             | 54.67                                  | N/A                   | N/A                                |
| 100-124m <sup>2</sup>           | 54.67                                  | N/A                   | N/A                                |
| 125-199m <sup>2</sup>           | 54.67                                  | N/A                   | N/A                                |
| 200-299m <sup>2</sup>           | 54.67                                  | N/A                   | N/A                                |
| 300-349m <sup>2</sup>           | 54.67                                  | N/A                   | N/A                                |
| 350-499m <sup>2</sup>           | 54.67                                  | N/A                   | N/A                                |
| 500-649m <sup>2</sup>           | 109.36                                 | N/A                   | N/A                                |
| 650-749m <sup>2</sup>           | 109.36                                 | N/A                   | N/A                                |
| 750-999m <sup>2</sup>           | 164.04                                 | N/A                   | N/A                                |
| 1,000-1,499m <sup>2</sup>       | 218.72                                 | N/A                   | N/A                                |
| 1,500-1,999m <sup>2</sup>       | 218.72                                 | N/A                   | N/A                                |
| 2,000-2,499m <sup>2</sup>       | 437.44                                 | N/A                   | N/A                                |
| 2,500-2,999m <sup>2</sup>       | 437.44                                 | N/A                   | N/A                                |
| 3,000-4,999m <sup>2</sup>       | 437.44                                 | N/A                   | N/A                                |
| 5,000-6,999m <sup>2</sup>       | 437.44                                 | N/A                   | N/A                                |
| 7,000-7,499m <sup>2</sup>       | 437.44                                 | N/A                   | N/A                                |
| 7,500-9,999m <sup>2</sup>       | 437.44                                 | N/A                   | N/A                                |
| 10,000-11,999m <sup>2</sup>     | 437.44                                 | N/A                   | N/A                                |
| 12,000-14,999m <sup>2</sup>     | 437.44                                 | N/A                   | N/A                                |
| 15,000-17,999m <sup>2</sup>     | 3,280.79                               | N/A                   | N/A                                |
| 18,000-19,999m <sup>2</sup>     | 3,280.79                               | N/A                   | N/A                                |
| 20,000-24,999m <sup>2</sup>     | 3,280.79                               | N/A                   | N/A                                |
| 25,000-29,999m <sup>2</sup>     | 3,280.79                               | N/A                   | N/A                                |
| 30,000-34,999m <sup>2</sup>     | 3,280.79                               | N/A                   | N/A                                |
| 35,000-39,999m <sup>2</sup>     | 7,655.18                               | N/A                   | N/A                                |
| 40,000-44,999m <sup>2</sup>     | 7,655.18                               | N/A                   | N/A                                |
| 45,000-49,999m <sup>2</sup>     | 7,655.18                               | N/A                   | N/A                                |
| 50,000-74,999m <sup>2</sup>     | 7,655.18                               | N/A                   | N/A                                |
| 75,000-99,999m <sup>2</sup>     | 7,655.18                               | N/A                   | N/A                                |
| 100,000-124,999m <sup>2</sup>   | 7,655.18                               | N/A                   | N/A                                |
| 125,000-149,999m <sup>2</sup>   | 7,655.18                               | N/A                   | N/A                                |
| 150,000m <sup>2</sup> and above | 32,807.93                              | N/A                   | N/A                                |

## Schedule for measured indicative wholesale sewerage.

**Volumetric charges –  
falling block (forecast  
volume shown  
vertically)**

**Rate of individual rising blocks shown horizontally**

|        | <b>0-5MI</b> | <b>5-50MI</b> | <b>50-<br/>100MI</b> | <b>100-<br/>250MI</b> | <b>&gt;250MI</b> | <b>Separate<br/>standing<br/>charge</b> |
|--------|--------------|---------------|----------------------|-----------------------|------------------|---|
| 0-5MI  | 1.8801       | 1.8801        | 1.5197               | 1.5197                | 1.3871           | N/A                                     |
| 5-50MI | 1.8801       | 1.8801        | 1.5197               | 1.5197                | 1.3871           | N/A                                     |
| 50MI   | 1.8801       | 1.8801        | 1.5197               | 1.5197                | 1.3871           | N/A                                     |
| 100MI  | 1.8801       | 1.8801        | 1.5197               | 1.5197                | 1.3871           | N/A                                     |
| 150MI  | 1.8801       | 1.8801        | 1.5197               | 1.5197                | 1.3871           | N/A                                     |

## Indicative foul, highway and surface water (unmeasured).

**Unmeasured wastewater (£ p.a.)**

| <b>Fixed charges</b>                             | <b>Foul only</b> | <b>Indicative foul<br/>and highway<br/>drainage</b> | <b>Surface water<br/>drainage<br/>and highway<br/>drainage</b> | <b>Full (foul, surface<br/>water drainage,<br/>and highway<br/>drainage)</b> |
|--|------------------|---|--|--|
| Assessed – Small (145m <sup>3</sup> )            | N/A              | 258.99  | N/A  | N/A  |
| Assessed – Medium (255m <sup>3</sup> )           | N/A              | 455.46  | N/A  | N/A  |
| Assessed – Large (550m <sup>3</sup> )            | N/A              | 982.36  | N/A  | N/A  |
| Assessed – Extra Large<br>(1,000m <sup>3</sup> ) | N/A              | 1,786.12  | N/A  | N/A  |
| Assessed – Fixed Charge                          | N/A              | 53.58   | N/A  | N/A  |
| <b>Variable charges</b>                          |                  |   |  |  |
| Per poundage of RV                               | N/A              | 204.73  | N/A  | N/A  |
| RV min< £50                                      | N/A              | 204.73  | N/A  | N/A  |
| RV £50 – £1,000                                  | N/A              | 204.73  | N/A  | N/A  |
| RV £1,001 – £5,000                               | N/A              | 204.73  | N/A  | N/A  |
| RV £5,001 – £50,000                              | N/A              | 204.73  | N/A  | N/A  |
| RV >£50,000                                      | N/A              | 204.73  | N/A  | N/A  |

## Indicative foul, highway and surface water (unmeasured) – continued.

### Unmeasured wastewater (£ p.a.)

| Other charges                                   | Foul only | Indicative foul and highway drainage | Surface water drainage and highway drainage | Full (foul, surface water drainage, and highway drainage) |
|---|-----------|--------------------------------------|---|---|
| Single lock-up garage                           | N/A       | 53.58                                | N/A   | N/A   |
| General access to supplies: per employee charge | N/A       | N/A                                  | N/A   | N/A   |
| Car park  | N/A       | N/A                                  | N/A   | N/A   |
| Place of worship                                | N/A       | N/A                                  | N/A   | N/A   |
| SWD – Band A – <500m <sup>2</sup>               | N/A       | N/A                                  | 54.67                                       | N/A   |
| SWD – Band B – 500-749m <sup>2</sup>            | N/A       | N/A                                  | 109.36                                      | N/A   |
| SWD – Band C – 750-999m <sup>2</sup>            | N/A       | N/A                                  | 164.04                                      | N/A   |
| SWD – Band D – 1,000- 1,999m <sup>2</sup>       | N/A       | N/A                                  | 218.72                                      | N/A   |
| SWD – Band E – 2,000-14,999m <sup>2</sup>       | N/A       | N/A                                  | 437.44                                      | N/A   |
| SWD – Band F – 15,000-34,999m <sup>2</sup>      | N/A       | N/A                                  | 3,280.79                                    | N/A   |
| SWD – Band G – 35,000-149,999m <sup>2</sup>     | N/A       | N/A                                  | 7,655.18                                    | N/A   |
| SWD – Band H – >150,000m <sup>2</sup>           | N/A       | N/A                                  | 32,807.93                                   | N/A   |

**Trade effluent.**

Mogden Formula – The S in the table below is £/kg please ensure you use the correct unit £/m<sup>3</sup> in the Mogden Formula.

$$\text{Unit Charge} = R + V + \frac{(\text{Ot})}{(\text{Os})} B + \frac{(\text{St})}{(\text{Ss})} S$$

| <b>Volumetric charges per m<sup>3</sup> – falling block tariff (forecast volume shown vertically)</b>   | <b>&lt;0.5MI</b>  | <b>0.5 – 5MI</b> | <b>5 – 25MI</b> | <b>25 – 50MI</b> | <b>50 – 100MI</b> | <b>100 – 250MI</b> | <b>&gt;250MI</b> | <b>Other large user charge</b> |
|---|-------------------|------------------|-----------------|------------------|-------------------|--------------------|------------------|--------------------------------|
| R = reception and conveyance charge [£/m <sup>3</sup> ]   | 0.5558            | 0.5558           | 0.5558          | 0.5558           | 0.3137            | 0.3137             | 0.2095           | N/A                            |
| V = primary treatment (volumetric) charge [£/m <sup>3</sup> ]   | 0.5496            | 0.5496           | 0.5496          | 0.5496           | 0.5496            | 0.5496             | 0.5496           | N/A                            |
| Bv = additional volume charge if there is biological treatment [£/m <sup>3</sup> ]                      | 0.4984            | 0.4984           | 0.4984          | 0.4984           | 0.4984            | 0.4984             | 0.4984           | N/A                            |
| M = treatment and disposal charge where effluent goes to sea outfall [£/m <sup>3</sup> ]                | N/A               | N/A              | N/A             | N/A              | N/A               | N/A                | N/A              | N/A                            |
| B = biological oxidation of settled sewage charge [£/kg]  | 0.5933            | 0.5933           | 0.5933          | 0.5933           | 0.5933            | 0.5933             | 0.5933           | N/A                            |
| S = treatment and disposal of primary sewage sludge charge [£/kg]                                       | 0.9829            | 0.9829           | 0.9829          | 0.9829           | 0.9829            | 0.9829             | 0.9829           | N/A                            |
| (V + Bv) = primary treatment with biological treatment [£/m <sup>3</sup> ] (if V and Bv are zero above) | N/A               | N/A              | N/A             | N/A              | N/A               | N/A                | N/A              | N/A                            |
| Os = Chemical oxygen demand (COD) of crude sewage one hour quiescent settlement                         | 840.0000          | 840.0000         | 840.0000        | 840.0000         | 840.0000          | 840.0000           | 840.0000         | N/A                            |
| Ss = total suspended solids of crude sewage [mg/litre]  | 335.0000          | 335.0000         | 335.0000        | 335.0000         | 335.0000          | 335.0000           | 335.0000         | N/A                            |
| Ot = Chemical oxygen demand (COD) of effluent after one hour quiescent settlement at ph 7               | Customer specific |                  |                 |                  |                   |                    |                  |                                |
| St = total suspended solids of effluent at ph 7 [mg/litre]  | Customer specific |                  |                 |                  |                   |                    |                  |                                |
| <b>Fixed charges (£ p.a.)</b>   | <b>&lt;0.5MI</b>  | <b>0.5 – 5MI</b> | <b>5 – 25MI</b> | <b>25 – 50MI</b> | <b>50 – 100MI</b> | <b>100 – 250MI</b> | <b>&gt;250MI</b> | <b>Other large user charge</b> |
| Minimum charge  | 528.0000          | 528.0000         | 528.0000        | 528.0000         | 528.0000          | 528.0000           | 528.0000         | N/A                            |



# 5. Household indicative wholesale charges 2023/2024

## 1. Water supply household indicative wholesale charges (Excluding York Waterworks)

| Description                 | Units            | 2023/2024 Household<br>indicative wholesale charges |
|-----------------------------|------------------|---|
| <b>Unmeasured Household</b> |                  |   |
| Standing charge             | £                | 40.97   |
| Rateable value charge       | p/£RV            | 183.10  |
| Minimum charge              | £                | 103.22  |
| <b>Measured Household</b>   |                  |   |
| Standing charge             | £                | 11.47   |
| Volumetric                  | p/m <sup>3</sup> | 161.01  |

## 2. Water assessed household indicative wholesale charges (Excluding York Waterworks)

| Description              | Units   | 2023/2024 Household<br>indicative wholesale charges |
|--------------------------|---------|---|
| <b>Property Size</b>     |         | <b>£ per annum</b>                                  |
| Single person household  | £/annum | 95.19   |
| Other household premises | £/annum | 149.94  |
| Semi-detached house      | £/annum | 172.48  |
| Detached house           | £/annum | 209.51  |

### 3. Household water supply indicative charges York Waterworks.

| Description                 | Units            | 2023/2024 Household indicative wholesale charges |
|-----------------------------|------------------|--|
| <b>Unmeasured Household</b> |                  |  |
| Standing charge             | £                | 31.42  |
| Rateable value charge       | p/£RV            | 104.57   |
| <b>Measured Household</b>   |                  |  |
| Standing charge             | £                | 11.47  |
| Volumetric                  | p/m <sup>3</sup> | 91.20  |

### 4. Water household assessed indicative charges York Waterworks.

| Description              | Units   | 2023/2024 Household indicative wholesale charges |
|--------------------------|---------|--|
| <b>Property Size</b>     |         | <b>£ per annum</b>                               |
| Single person household  | £/annum | 70.75  |
| Other household premises | £/annum | 97.20  |
| Semi-detached house      | £/annum | 113.62   |
| Detached house           | £/annum | 137.33   |

## 5. Household sewerage indicative supply charges.

| Description                                      | Units            | 2023/2024 Household indicative wholesale charges |
|--|------------------|--|
| <b>Unmeasured Household</b>                      |                  | <b>£ per annum</b>                               |
| Standing charge surface water                    | £                | 51.04  |
| Rateable value charge – Foul charge              | p/£RV            | 186.10   |
| Rateable value charge – HWD charge               | p/£RV            | 18.63  |
| Rateable value charge – Total                    | p/£RV            | 204.73   |
| Rateable value charge – Septic tanks Foul charge | p/£RV            | 102.36   |
| Rateable value charge – Septic tanks HWD charge  | p/£RV            | 10.25  |
| Rateable value charge – Septic tanks Total       | p/£RV            | 112.61   |
| <b>Measured Household</b>                        |                  |  |
| Standing charge – surface water                  | £                | 46.81  |
| Volumetric charge – Foul charge                  | p/m <sup>3</sup> | 178.58   |
| Volumetric charge – HWD charge                   | p/m <sup>3</sup> | 17.88  |
| Volumetric charge – Total                        | p/m <sup>3</sup> | 196.46   |

## 6. Sewerage household assessed indicative charges.

| Description                            | Units   | 2023/2024 Household indicative wholesale charges |
|--|---------|--|
| <b>Property Size</b>                   |         |  |
| Single person household - Foul charge  | £/annum | 88.23  |
| Single person household - HWD charge   | £/annum | 8.83   |
| Single person household - SWD charge   | £/annum | 46.81  |
| Single person household - Total        | £/annum | 143.87   |
| Other household premises - Foul charge | £/annum | 145.90   |
| Other household premises - HWD charge  | £/annum | 14.61  |
| Other household premises - SWD charge  | £/annum | 46.81  |
| Other household premises - Total       | £/annum | 207.32   |
| Semi-detached house - Foul charge      | £/annum | 169.66   |
| Semi-detached house - HWD charge       | £/annum | 16.98  |
| Semi-detached house - SWD charge       | £/annum | 46.81  |
| Semi-detached house - Total            | £/annum | 233.45   |
| Detached house - Foul charge           | £/annum | 208.68   |
| Detached house - HWD charge            | £/annum | 20.89  |
| Detached house - SWD charge            | £/annum | 46.81  |
| Detached house - Total                 | £/annum | 276.38   |

[yorkshirewater.com](http://yorkshirewater.com)

Yorkshire Water Services Limited, Western House,  
Halifax Road, Bradford, BD6 2SZ.  
Registered in England and Wales No.02366682



YorkshireWater